

**DIGITIAN
GLOBAL
CONSULTING**

Monthly Coronavirus (COVID-19) Barometer

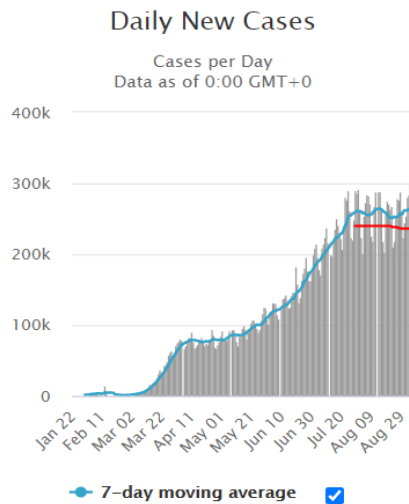
As on 05 September 3.05 pm USA ET

	WEEKLY GROWTH RATE		10.49%		Countries 198		>4% Death		45 yr + 74%		Days Past 249		
	Last reported 05 Aug		19.01%		Last Month 173		Pre-existing Ailment						
	Total Cases	% of Total	Total Death	% of Total	Mortality %	Critical Cases	Critical %	Recovered	Recovery %	Weekly Infection Growth%	Weekly Death Growth %	Weekly Recovery Growth %	Trend
WORLD	27,292,583	100%	887,554	100%	3.3%	65,322	0.2%	19,377,267	71.0%	10.5%	6.0%	14.3%	
Europe	3,798,923	13.92%	209,978	24%	5.53%	5,200	0.14%	2,160,864	56.9%	6.8%	0.6%	5.1%	
Asia	7,759,964	28.43%	152,124	17%	1.96%	18,783	0.25%	6,255,915	80.6%	15.6%	11.1%	18.6%	
North America	7,671,557	28.11%	280,677	32%	3.66%	25,814	0.35%	4,558,895	59.4%	7.5%	5.7%	11.3%	
South America	6,726,823	24.65%	212,610	24%	3.16%	14,282	0.22%	5,335,748	79.3%	12.2%	9.4%	17.9%	
Africa	1,305,252	4.78%	31,357	4%	2.40%	1,187	0.09%	1,040,454	79.7%	7.3%	10.5%	12.5%	
Oceania	29,343	0.11%	793	0%	2.70%	52	0.18%	24,740	84.3%	8.8%	45.6%	24.0%	

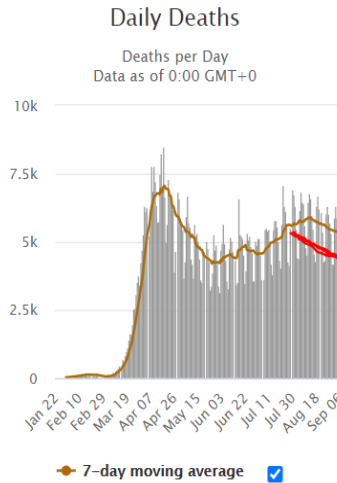
All analysis is dependent on data refer to <https://www.worldometers.info/coronavirus/>

(except G20 figures figures of other countries not reliable)

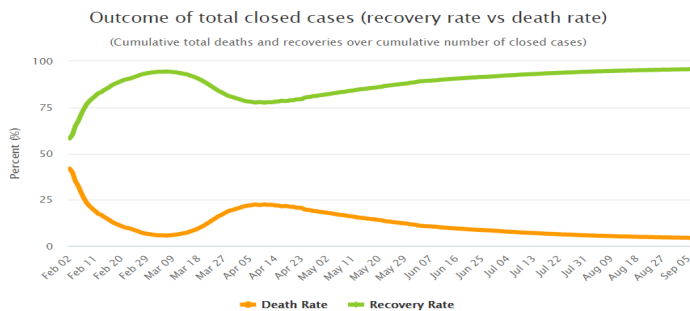
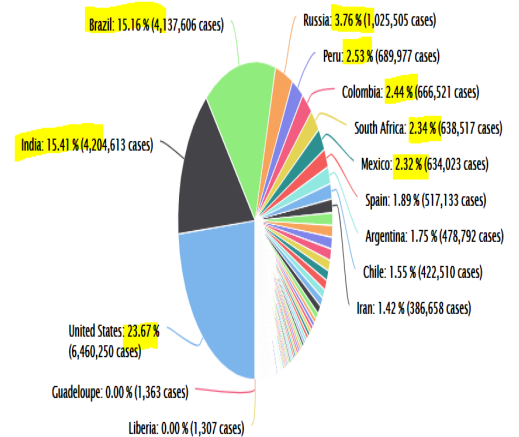
24 countries did not submit Death Figures - including Mongolia and Cambodia)



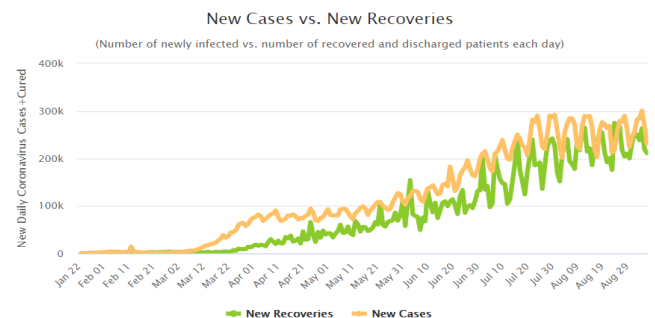
=> **Stabilising Trend**



=> **decreasing Trend 2**



=> **Hope Trend**



=> **Cat & Mouse (Life & Death) Game**

Health Crises



Economic Crises



Social Crises

Compiled by Saugata Banerjee, Managing Partner saugatab@mydigitian.com

Projection (Revision 3)



Infection : 20-22 Million@ (By Dec End) (Broken)

Death* : 1.15 – 1.25 million (Taking July 4th as peak)

Mortality Rate: 4.0%-4.5%

Infection End date: December 2020 # (95% level)

@ Depending on Indian Subcontinent

*many countries will not report correct death figure

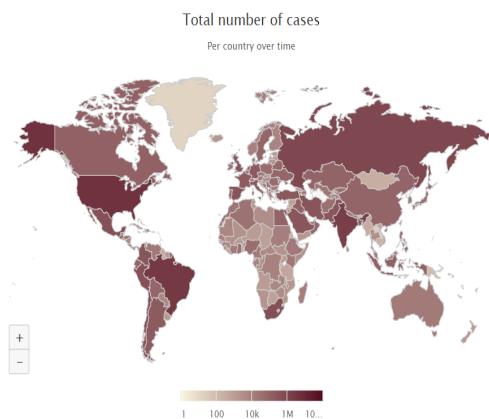
Africa- Indian Subcontinent will see huge surge from July to November 2020

Primary - 19h April : 280k to 300k

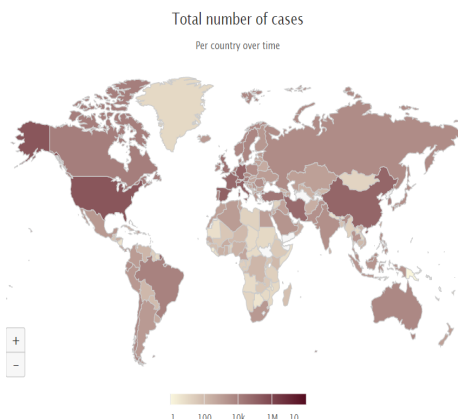
Revision 1 - 10th May : 375k to 400k

Revision 2 - 04 June : 625K to 675K

Sep 05, 2020



April 03 2020



World as Infected

Commentary :

The second Surge Continued in the Month of August as well albeit in a falling rate. Only hope is the falling death rate and for the first time recovery rate is greater than the infection rate. From this month we focus on the Great China role in the spreading of virus. Given the sensitivity of the issue all nations are tight lipped. But just read this :

01. It has now come out that the Covid-19 virus is a human intervened laboratory developed virus but this has slipped out of laboratory of Wuhan (WIV) which is the only BSL -4 category lab in China working on the similar bat virus.

02. How with a population of 1.3 billion China did manage to hold the pandemic to only 86000 infection and 4600 death. This is absurd when 214 countries in the world got affected. This clearly shows that China built a strategy of biomedical weapon of mass destruction and successfully implemented the same. It created an alibi by initiating first in its own country a controlled but dramatized version of lock down. (rest on the blog)

500,000 Club: USA (under control), Brazil, Mexico, Russia, South Africa & Spain (Weekly Death rates are >20% pa)

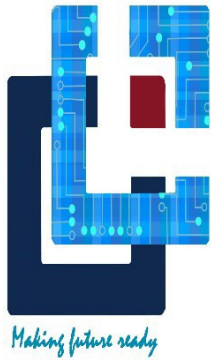
Super Hotspots: (Infection growing at 50% and Infection > 100,000) : **10 countries (Last month 12)** covering 2.05 billion (2.23 b) people **India, Peru, Columbia, Argentina, France***, Iraq, Philippines, Indonesia, Ukraine* and Israel*
France faced second wave

Major Hotspots (Infection growing at 50% and Active cases > 25000): **10 Countries (23)** covering 0.459 billion (0.7341 billion) people, **Palestine***, **Morocco, Ethiopia* Chechia*, Romania Venezuela*, Costa Rica*, Uzbekistan* Japan and Nepal***

ONE ADVISE : PLEASE USE MASKS or FACE COVERINGS and maintain social distance

Health Crises ➡ **Economic Crises** ➡ **Social Crises**

Compiled by Saugata Banerjee, Managing Partner saugatab@mydigitian.com



**DIGITIAN
GLOBAL
CONSULTING**

Time Line : How it unfolds ..

16-Dec-19	First Patient Admitted in Wuhan Hospital
31-Dec-19	China notifies WHO 27 cases reported in Wuhan
13-Jan-20	Thailand - First Case outside China
15-Jan-20	First USA CoronaVirus Patient arrives in USA from China while First case confirmed by CDC on 21st Jan
18-Jan-20	Wuhan - Annual New Year Potluck parties with tens of thousands gathering (main reason for epicenter)
20-Jan-20	South Korea - Announced first corona virus case.... But did very well in the containment
23-Jan-20	China Lockdown - Wuhan and 3 other cities. But Chinese New year celebration continued which spread virus
30-Jan-20	WHO - Global Emergency declared Total Cases 7794 (19 countries) Total Death : 170 China-99.8%
31-Jan-20	USA - Declared Public Health Emergency - Stopped flights to/from China Total Cases 6 Death-0
4-Feb-20	Asymptomatic Virus - Human to Human infection - detected by UK health organisation
11-Feb-20	COVID - 19 WHO assigned a new name Total Cases 43101(25 countries) Total Death : 1018 China 99%
19-Feb-20	IRAN & ITALY reported Cases - Both became the epicenter, Iran shows connection with China
24-Feb-20	Wall Street slumped and fell like a pin setting in a recession worry and clear sign of a global meltdown
29-Feb-20	China ordered lock down of 60 million people in hardest hit provinces (Up from 36 million on 24 Jan) Total Chinese Case 79000 Total Death 2900
3-Mar-20	FED RATE CUT - 50 basis points and later on March 16, it cut the rate almost to ZERO, Declared QE
8-Mar-20	Italy - Locks down 16 million people Total Italy Cases : 5883 Total death : 230
11-Mar-20	China reopens its factory and few business giving signal of control on outbreak
11-Mar-20	WHO - declared COVID 19 a pandemic after 39 days of Global emergency declaration Total Cases: 118,000 (114 countries) Total Death 4291 China - 68.5%
13-Mar-20	USA - Declared National Emergency after 57 days of first case. First 14 days of Stay Home Total USA Cases-1701 Death : 40 (later it got extended to April 30 on March 25)
14-Mar-20	Spain Locks down 46 million people - 7 days after Italy Total Spain Case: 6061 Death: 191
20-Mar-20	Wall street bottomed to 2008 level , All global stock markets continue to fall
22-Mar-20	INDIA - 24 hrs Voluntary Curfew/ 75 districts lockdown and then on 24th March Nationwide lockdown for 21 days Total Indian Cases: 341 Death : 4 cases) India & Africa will determine the depth of crises
23-Mar-20	UK issues Lockdown order after 15 days of Italy (Total UK Cases : 6650 Death : 335)
27-Mar-20	USA approved \$ 2 trillion package for coronavirus - Historic level of stimulus for the economy
2-Apr-20	USA Unemployment Claim increased to 6.6 million - highest ever in a week - 4.4% unemployment
14-Apr-20	USA Unemployment Claim increased to 22 million - 13.4% unemployment
17-Apr-20	China Shows signs of incorrect data - Wuhan Death figures revised
17-May-20	USA Unemployment Claim increased to 39 million - 20% unemployment growing @ 2.9 million weekly
18-May-20	First Vaccine Test Results published in USA to be positive in creating immunity on Monkey
May-20	Stimulus Package : Most Countries have approved stimulus Package from 5%-15% of their GDP
May-20	Opening Up in Phases from Lockdown : Spain(May9), Italy(May17), Germany (May20), Russia(May12), USA(May 15-Jun15), India(Jun1to30)
May-20	Mexico(Jun1), Brazil (June 15)
Jul-20	Vaccine Entered third Phase in USA, India is coming out with a Medicine for infected in August USA coming out with fourth Stimulus package

Compiled by Saugata Banerjee, Managing Partner saugatab@mydigitian.com

Health Crises → **Economic Crises** → **Social Crises**

Keep yourself updated for the unfolding facts Visit at www.mydigitian.com