

**DIGITIAN  
GLOBAL  
CONSULTING**

# Monthly Coronavirus (COVID-19) Barometer

As on **3 July** 3.05 pm USA ET

## Monthly Coronavirus (COVID-19) Barometer

As on **5-Aug-20** 3.05 pm USA ET

**WEEKLY GROWTH RATE** 19.01% **Countries** 173 **>4% Death** 45 yr + **Days Past** 218  
 Last reported 02 July 15.46% Last Month 200 Pre-existing Ailment 74%

	Total Cases	% of Total	Total Death	% of Total	Mortality %	Critical Cases	Critical %	Recovered	Recovery %	Weekly Infection Growth%	Weekly Death Growth %	Weekly Recovery Growth %	Trend
<b>WORLD</b>	<b>19,224,336</b>	100%	<b>716,301</b>	100%	<b>3.7%</b>	<b>65,322</b>	<b>0.3%</b>	<b>12,339,451</b>	<b>64.2%</b>	<b>19.0%</b>	<b>9.3%</b>	<b>25.5%</b>	
<b>Europe</b>	2,982,576	15.51%	205,232	29%	6.88%	5,200	0.19%	1,793,151	60.1%	5.2%	1.7%	7.1%	
<b>Asia</b>	4,774,302	24.83%	105,260	15%	2.20%	18,783	0.40%	3,587,185	75.1%	24.4%	19.7%	30.8%	
<b>North America</b>	5,907,190	30.73%	228,919	32%	3.88%	25,814	0.45%	3,141,064	53.2%	20.1%	8.3%	29.7%	
<b>South America</b>	4,526,349	23.54%	154,488	22%	3.41%	14,282	0.33%	3,111,172	68.7%	23.6%	19.0%	28.5%	
<b>Africa</b>	1,011,463	5.26%	22,106	3%	2.19%	1,187	0.12%	693,608	68.6%	34.8%	27.8%	60.8%	
<b>Oceania</b>	21,735	0.11%	281	0%	1.29%	52	0.24%	12,620	58.1%	31.3%	30.8%	11.3%	

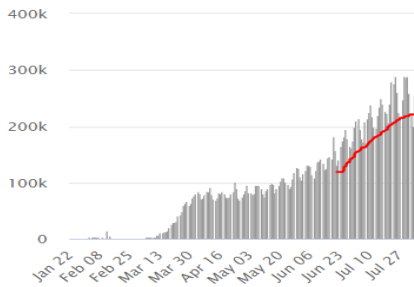
All analysis is dependent on data refer to <https://www.worldometers.info/coronavirus/>

(except G20 figures figures of other countries not reliable)

24 countries did not submit Death Figures - including Mongolia and Cambodia)

### Daily New Cases

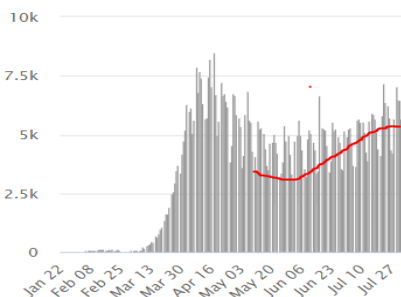
Cases per Day  
Data as of 0:00 GMT+0



=> **Increasing Trend**

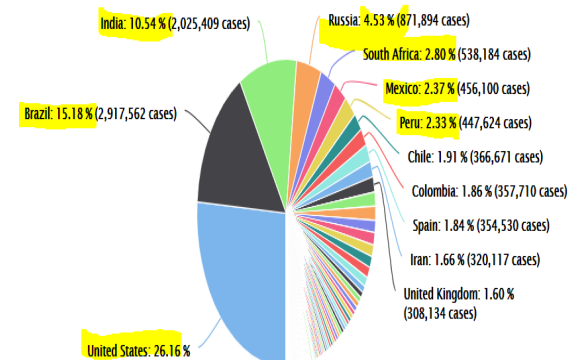
### Daily Deaths

Deaths per Day  
Data as of 0:00 GMT+0



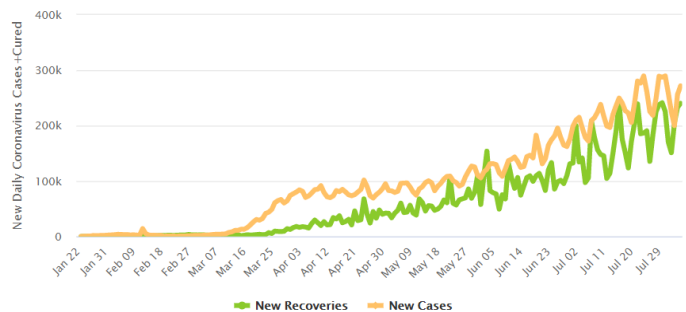
=> **Increasing Trend**

### Distribution of cases



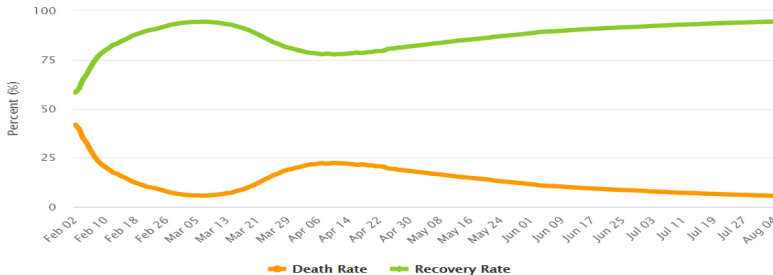
### New Cases vs. New Recoveries

(Number of newly infected vs. number of recovered and discharged patients each day)



### Outcome of total closed cases (recovery rate vs death rate)

(Cumulative total deaths and recoveries over cumulative number of closed cases)



=> **Hope Trend**

=> **Cat & Mouse (Life & Death) Game**

**Health Crises**



**Economic Crises**



**Social Crises**

# Projection (Revision 3)



**Infection : 20-22 Million@ (By Dec End)**

**Death\* : 1.15 – 1.25 million (Taking July 4<sup>th</sup> as peak)**

**Mortality Rate: 4.0%-4.5%**

**Infection End date: December 2020 # (95% level)**

@ Depending on Indian Subcontinent

\*many countries will not report correct death figure

# Africa- Indian Subcontinent will see huge surge from July to November 2020

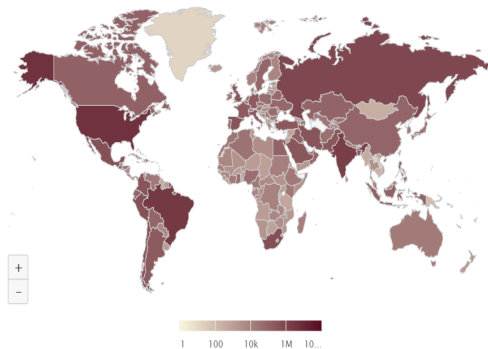
Primary - 19h April : 280k to 300k

Revision 1 - 10th May : 375k to 400k

Revision 2 - 04 June : 625K to 675K

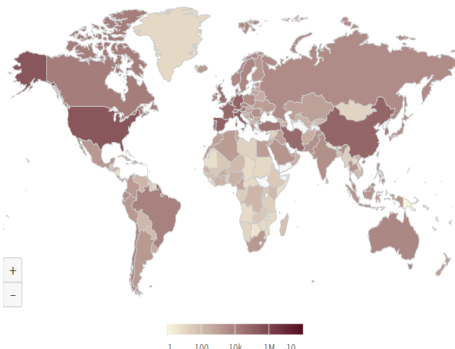
Aug 05, 2020

Total number of cases  
Per country over time



April 03 2020

Total number of cases  
Per country over time



## World as Infected

## Commentary :

**Infection! Infection! Infection! One month growth in Infection is equivalent to the last 6 months!!** Except Europe, all parts of the world felt the surge. This is surely the result of relaxing lock down measure which we mentioned in May 2020 and the effect is disastrous. The other reason is the increased testing facilities around the world. **The only hope is that death of the growth slowed down comparatively but we have to wait for another month.**

**Super Hotspots:**(Infection growing at 50% and Infection > 100,000) : **12 countries (Last month 10)** covering 2.83 billion (2.30 b) people **USA, Brazil, India, South Africa, Mexico, Peru, Columbia, Bangladesh, Argentina\*, Iraq\*, Philippines\* and Indonesia\***

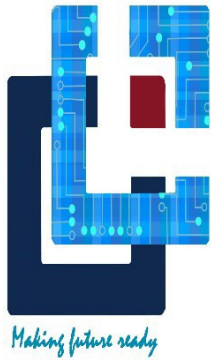
**Major Hotspots** (Infection growing at 50% and Active cases > 25000): **23 Countries (19)** covering 0.730 billion (0.941 billion) people, **Oman, Bahrain, Nigeria, Ghana, Algeria, Morocco, Kenya, Ecuador\*, Israel, Moldova\*, Serbia\*, Romania, Panama, Bolivia, Dominican Republic, Honduras\*, Guatemala\* Kazakhstan, Ukraine, Kirghistan\*, Azarbizan\*, Uzbekistan\* Japan\***

**ONE ADVISE :** PLEASE USE MASKS or FACE COVERINGS and maintain Personal Hygiene.

**CAUTION :** 75% of death is So extreme condition (Catheter, Diabetes, Offering Respiratory conditions)

**Health Crises** → **Economic Crises** → **Social Crises**

Compiled by Saugata Banerjee, Managing Partner [saugatab@mydigitian.com](mailto:saugatab@mydigitian.com)



**DIGITIAN  
GLOBAL  
CONSULTING**

# Time Line : How it unfolds ..

16-Dec-19	First Patient Admitted in Wuhan Hospital
31-Dec-19	China notifies WHO 27 cases reported in Wuhan
13-Jan-20	Thailand - First Case outside China
15-Jan-20	First USA CoronaVirus Patient arrives in USA from China while First case confirmed by CDC on 21st Jan
18-Jan-20	<b>Wuhan - Annual New Year Potluck parties with tens of thousands gathering (main reason for epicenter)</b>
20-Jan-20	South Korea - Announced first corona virus case.... But did very well in the containment
23-Jan-20	China Lockdown - Wuhan and 3 other cities. But Chinese New year celebration continued which spread virus
30-Jan-20	<b>WHO - Global Emergency declared Total Cases 7794 (19 countries) Total Death : 170 China-99.8%</b>
31-Jan-20	<b>USA - Declared Public Health Emergency - Stopped flights to/from China Total Cases 6 Death-0</b>
4-Feb-20	Asymptomatic Virus - Human to Human infection - detected by UK health organisation
11-Feb-20	<b>COVID - 19 WHO assigned a new name Total Cases 43101(25 countries) Total Death : 1018 China 99%</b>
19-Feb-20	<b>IRAN &amp; ITALY reported Cases - Both became the epicenter, Iran shows connection with China</b>
24-Feb-20	<b>Wall Street slumped and fell like a pin setting in a recession worry and clear sign of a global meltdown</b>
29-Feb-20	China ordered lock down of 60 million people in hardest hit provinces (Up from 36 million on 24 Jan) <b>Total Chinese Case 79000 Total Death 2900</b>
3-Mar-20	<b>FED RATE CUT - 50 basis points and later on March 16, it cut the rate almost to ZERO, Declared QE</b>
8-Mar-20	<b>Italy - Locks down 16 million people Total Italy Cases : 5883 Total death : 230</b>
11-Mar-20	<b>China reopens its factory and few business giving signal of control on outbreak</b>
11-Mar-20	<b>WHO - declared COVID 19 a pandemic after 39 days of Global emergency declaration Total Cases: 118,000 (114 countries) Total Death 4291 China - 68.5%</b>
13-Mar-20	<b>USA - Declared National Emergency after 57 days of first case. First 14 days of Stay Home Total USA Cases-1701 Death : 40 ( later it got extended to April 30 on March 25)</b>
14-Mar-20	<b>Spain Locks down 46 million people - 7 days after Italy Total Spain Case: 6061 Death: 191</b>
20-Mar-20	Wall street bottomed to 2008 level , All global stock markets continue to fall
22-Mar-20	<b>INDIA - 24 hrs Voluntary Curfew/ 75 districts lockdown and then on 24th March Nationwide lockdown for 21 days Total Indian Cases: 341 Death : 4 cases) India &amp; Africa will determine the depth of crises</b>
23-Mar-20	<b>UK issues Lockdown order after 15 days of Italy (Total UK Cases : 6650 Death : 335)</b>
27-Mar-20	<b>USA approved \$ 2 trillion package for coronavirus - Historic level of stimulus for the economy</b>
2-Apr-20	<b>USA Unemployment Claim increased to 6.6 million - highest ever in a week - 4.4% unemployment</b>
14-Apr-20	USA Unemployment Claim increased to 22 million - 13.4% unemployment
17-Apr-20	China Shows signs of incorrect data - Wuhan Death figures revised
17-May-20	USA Unemployment Claim increased to 39 million - 20% unemployment growing @ 2.9 million weekly
18-May-20	First Vaccine Test Results published in USA to be positive in creating immunity on Monkey
May-20	<b>Stimulus Package : Most Countries have approved stimulus Package from 5%-15% of their GDP</b>
May-20	Opening Up in Phases from Lockdown : Spain(May9), Italy(May17), Germany (May20), Russia(May12), USA(May 15-Jun15), India(Jun1to30)
May-20	Mexico(Jun1), Brazil (June 15)
Jul-20	Vaccine Entered third Phase in USA, India is coming out with a Medicine for infected in August USA coming out with fourth Stimulus package

Compiled by Saugata Banerjee, Managing Partner [saugatab@mydigitian.com](mailto:saugatab@mydigitian.com)

**Health Crises → Economic Crises → Social Crises**

Keep yourself updated for the unfolding facts Visit at [www.mydigitian.com](http://www.mydigitian.com)