

**DIGITIAN  
GLOBAL  
CONSULTING**

# Bi-Weekly Coronavirus (COVID-19) Barometer

As on **04 June** 3.05 pm USA ET

*\*Extremely Slow Healing \*Surge in New Hotspots \* Major effect till Mid August*

## Bi-Weekly Coronavirus (COVID-19) Barometer

As on **4-Jun-20** 3.05 pm USA ET

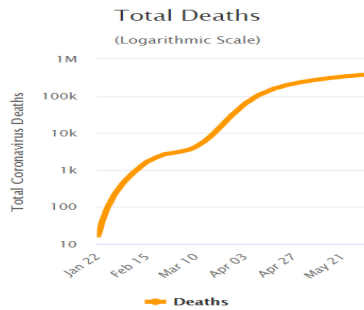
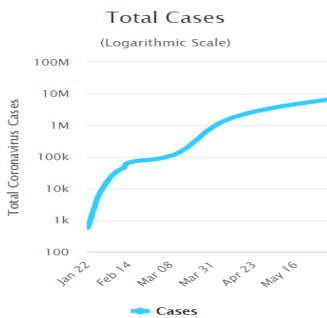
**WEEKLY GROWTH RATE** 18.42% **Countries** 200 **>1% Death** 50 yr + **Days Past** 156  
 Last reported 17 May 17.31% Last week 210 Pre-existing Ailment 46%

	Total Cases	% of Total	Total Death	%of Total	Mortality %	Critical Cases	Critical %	Recovered	Recovery %	Weekly Infection Growth%	Weekly Death Growth %	Weekly Recovery Growth %	Trend
<b>WORLD</b>	<b>6,697,763</b>	100%	<b>393,127</b>	100%	<b>5.9%</b>	<b>55,460</b>	<b>0.8%</b>	<b>3,244,423</b>	<b>48.4%</b>	<b>18.4%</b>	<b>11.4%</b>	<b>35.0%</b>	
<b>Europe</b>	2,045,150	<b>30.53%</b>	177,088	<b>45%</b>	<b>8.66%</b>	9,306	<b>0.50%</b>	1,042,090	<b>51.0%</b>	<b>6.9%</b>	<b>4.1%</b>	<b>16.6%</b>	
<b>Asia</b>	1,260,045	<b>18.81%</b>	33,058	<b>8%</b>	<b>2.62%</b>	14,531	<b>1.18%</b>	765,503	<b>60.8%</b>	<b>26.6%</b>	<b>15.7%</b>	<b>31.0%</b>	
<b>North America</b>	2,180,717	<b>32.56%</b>	131,984	<b>34%</b>	<b>6.05%</b>	19,471	<b>0.95%</b>	867,721	<b>39.8%</b>	<b>13.6%</b>	<b>13.3%</b>	<b>46.9%</b>	
<b>South America</b>	1,030,090	<b>15.38%</b>	46,075	<b>12%</b>	<b>4.47%</b>	11,695	<b>1.19%</b>	484,362	<b>47.0%</b>	<b>61.6%</b>	<b>45.5%</b>	<b>98.9%</b>	
<b>Africa</b>	172,183	<b>2.57%</b>	4,783	<b>1%</b>	<b>2.78%</b>	449	<b>0.27%</b>	75,830	<b>44.0%</b>	<b>45.6%</b>	<b>33.9%</b>	<b>58.7%</b>	
<b>Oceania</b>	8,857	<b>0.13%</b>	124	<b>0%</b>	<b>1.40%</b>	4	<b>0.05%</b>	8,266	<b>93.3%</b>	<b>1.0%</b>	<b>1.2%</b>	<b>3.9%</b>	

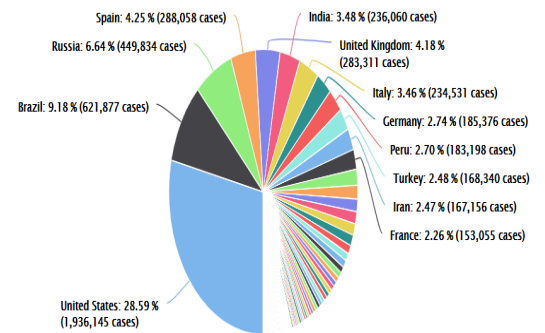
All analysis is dependent on data refer to <https://www.worldometers.info/coronavirus/>

(except G20 figures figures of other countries not reliable)

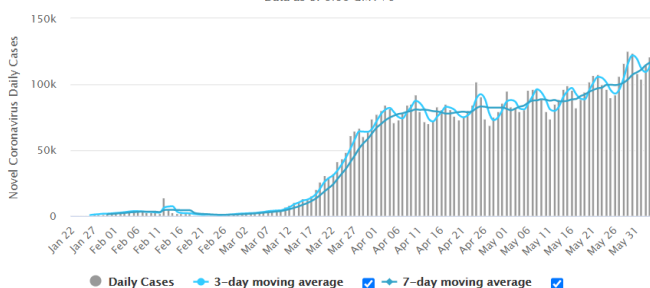
30 countries did not submit Death Figures - including Vietnam, Nepal)



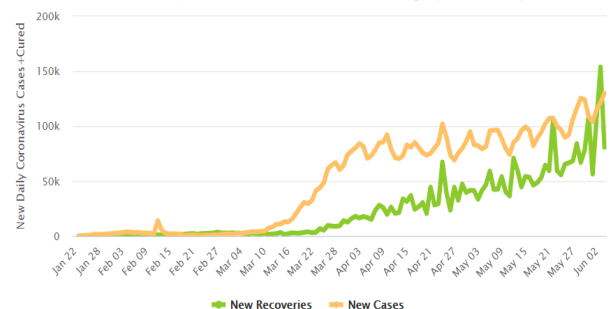
Distribution of cases



Daily New Cases



New Cases vs. New Recoveries



**Health Crises**



**Economic Crises**



**Social Crises**

Compiled by Saugata Banerjee, Managing Partner [saugatab@mydigitian.com](mailto:saugatab@mydigitian.com)



## Projection : (Revision 2)

Infection: 1.1 million (by July end)

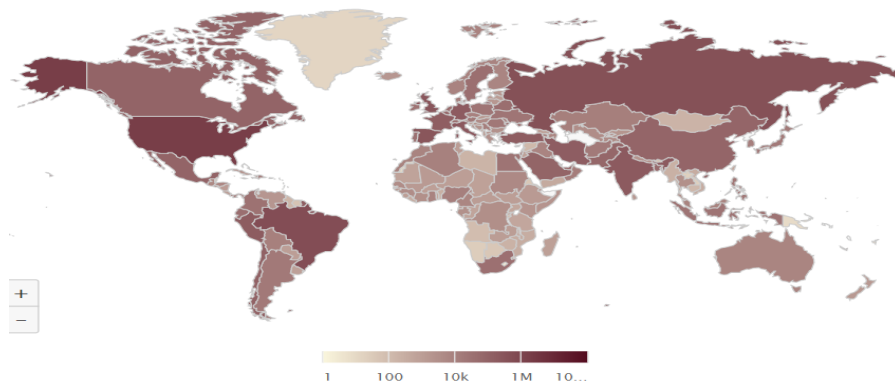
Death : 625k – 675k

Mortality rate : 5.6%-6%

Infection End Date: August 2<sup>nd</sup> Week  
(95% level)

Primary - 19th April : 280k to 300k  
Revision 1 - 10th May : 375k to 400k

Total number of cases  
Per country over time



# World as Infected

## Commentary :

World is in **New Normal** Situation. Affected by the fear of economic crises and social unrest around the world, Developing and Emerging countries are opening their countries from Lockdown when the surge is picking. The effect can be seen in our projection. The main driving idea is that economic condition will kill more people than the virus if lock-down is not open.

**South America is the new Pandemic Zone with India and Russia. Africa and Middle East are on the verge of surge.**

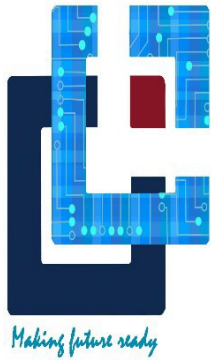
**Super Hotspots:**(Infection growing at 50% and Death > 1000) : **10 countries** covering 2.56 billion people  
Brazil,Russia, India, Peru, Chili,Mexico, Pakistan, Columbia, Egypt and Indonesia

**Major Hotspots** (Infection growing at 50% and Active cases > 5000): **19 Countries** covering 0.780 billion people  
Saudi Arabia, Qatar, UAE,Kuwait,Oman, Bahrain, South Africa, Nigeria,Ghana, Bangladesh, Afghanistan, Philippines  
Argentina,Panama, Bolivia,Guatemala, Belarus, Kazakhstan, Armenia

**ONE ADVISE :** As per a latest research report published by CDC, USA 95% of the infections are from droplets (infection from touching surface is rare), so masks/face coverings are able to stop infections in most of the cases. PLEASE USE MASKS or FACE COVERINGS and maintain Personal Hygiene.

Health Crises → Economic Crises → Social Crises

Compiled by Saugata Banerjee, Managing Partner [saugatab@mydigitian.com](mailto:saugatab@mydigitian.com)



**DIGITIAN  
GLOBAL  
CONSULTING**

# Time Line : How it unfolds ..

16-Dec-19	First Patient Admitted in Wuhan Hospital
31-Dec-19	China notifies WHO 27 cases reported in Wuhan
13-Jan-20	Thailand - First Case outside China
15-Jan-20	First USA CoronaVirus Patient arrives in USA from China while First case confirmed by CDC on 21st Jan
18-Jan-20	<b>Wuhan - Annual New Year Potluck parties with tens of thousands gathering (main reason for epicenter)</b>
20-Jan-20	South Korea - Announced first corona virus case.... But did very well in the containment
23-Jan-20	China Lockdown - Wuhan and 3 other cities. But Chinese New year celebration continued which spread virus
30-Jan-20	<b>WHO - Global Emergency declared Total Cases 7794 (19 countries) Total Death : 170 China-99.8%</b>
31-Jan-20	<b>USA - Declared Public Health Emergency - Stopped flights to/from China Total Cases 6 Death-0</b>
4-Feb-20	Asymptomatic Virus - Human to Human infection - detected by UK health organisation
11-Feb-20	<b>COVID - 19 WHO assigned a new name Total Cases 43101(25 countries) Total Death : 1018 China 99%</b>
19-Feb-20	<b>IRAN &amp; ITALY reported Cases - Both became the epicenter, Iran shows connection with China</b>
24-Feb-20	<b>Wall Street slumped and fell like a pin setting in a recession worry and clear sign of a global meltdown</b>
29-Feb-20	China ordered lock down of 60 million people in hardest hit provinces (Up from 36 million on 24 Jan) <b>Total Chinese Case 79000 Total Death 2900</b>
3-Mar-20	<b>FED RATE CUT - 50 basis points and later on March 16, it cut the rate almost to ZERO, Declared QE</b>
8-Mar-20	<b>Italy - Locks down 16 million people Total Italy Cases : 5883 Total death : 230</b>
11-Mar-20	<b>China reopens its factory and few business giving signal of control on outbreak</b>
11-Mar-20	<b>WHO - declared COVID 19 a pandemic after 39 days of Global emergency declaration Total Cases: 118,000 (114 countries) Total Death 4291 China - 68.5%</b>
13-Mar-20	<b>USA - Declared National Emergency after 57 days of first case. First 14 days of Stay Home Total USA Cases- 1701 Death : 40 ( later it got extended to April 30 on March 25)</b>
14-Mar-20	<b>Spain Locks down 46 million people - 7 days after Italy Total Spain Case: 6061 Death: 191</b>
20-Mar-20	Wall street bottomed to 2008 level , All global stock markets continue to fall
22-Mar-20	<b>INDIA - 24 hrs Voluntary Curfew/ 75 districts lockdown and then on 24th March Nationwide lockdown for 21 days Total Indian Cases: 341 Death : 4 cases) India &amp; Africa will determine the depth of crises</b>
23-Mar-20	<b>UK issues Lockdown order after 15 days of Italy (Total UK Cases : 6650 Death : 335)</b>
27-Mar-20	<b>USA approved \$ 2 trillion package for coronavirus - Historic level of stimulus for the economy</b>
2-Apr-20	<b>USA Unemployment Claim increased to 6.6 million - highest ever in a week - 4.4% unemployment</b>
14-Apr-20	USA Unemployment Claim increased to 22 million - 13.4% unemployment
17-Apr-20	China Shows signs of incorrect data - Wuhan Death figures revised
17-May-20	USA Unemployment Claim increased to 39 million - 20% unemployment growing @ 2.9 million weekly
18-May-20	First Vaccine Test Results published in USA to be positive in creating immunity on Monkey
May-20	Stimulus Package : Most Countries have approved stimulus Package from 5%-15% of their GDP
May-20	Opening Up in Phases from Lockdown : Spain(May9), Italy(May17), Germany (May20), Russia(May12), USA(May 15-Jun15), India(Jun1to30)
May-20	Mexico(Jun1), Brazil (June 15)

Compiled by Saugata Banerjee, Managing Partner [saugatab@mydigitian.com](mailto:saugatab@mydigitian.com)

**Health Crises → Economic Crises → Social Crises**

Keep yourself updated for the unfolding facts Visit at [www.mydigitian.com](http://www.mydigitian.com)